




Rpe s.r.l.  
Via S. Ambrogio, 3  
22070 Carbonate (CO)  
Italy  
Tel. +39 0331832515  
Fax +39 0331832501  
www.rpesrl.it

## Elettrovalvola Serie RC

### RC 104



#### CLASSIFICAZIONE

**Tipologia** Semplice  
**Geometria** 180°

#### CARATTERISTICHE DI LAVORO

**Pressione di esercizio** 0,2 ÷ 10 bar  
**Temperatura ambiente** 0 ÷ 60°C  
**Temperatura fluido** 25°C; 60°C; 90°C  
**Ciclo di lavoro** ED 100%; ED 60%(90°C)  
**Direzione del fluido** Unidirezionale  
**Diametro di passaggio** DN 11 mm  
**Comando** Bistabile; NA; NC

#### CARATTERISTICHE FISICHE

**Corpo valvola** PA 6,6 30% fibra vetro  
**Membrane e guarnizioni** NBR (buna); Silicone (MVQ)  
**Nucleo** Acciaio INOX  
**Molla** Acciaio INOX  
**Assemblaggio** Con viti ispezionabile

#### CONNESSIONI IDRAULICHE

**Connessioni in ingresso** Filetto BSP (GAS) 3/4" M  
**Connessioni in uscita** 4 connessioni: BSP M, PG, JG

#### CONNESSIONI ELETTRICHE

**Connessioni elettriche 1** Faston Maschio 6,3 x 0,8 mm  
**Connessioni elettriche 2** Cavi unipolari max 5 m  
**Connessioni elettriche 3** Cavi bipolari max 5 m

#### APPLICAZIONI

Ovunque necessario il controllo automatico dell'acqua. Carico H2O caldaie piccolo elettrodomestico e impianti filtrazione, Frigoriferi, Macchine ghiaccio, Distributori acqua, Forni, Rubinetti, Idromassaggi, Macchine caffè, Irrigazione e Idropultrici.

#### CLASSIFICATION

**Type** Single  
**Geometry** 180°

#### WORKING SPECIFICATIONS

**Working pressure** 0,2 ÷ 10 bar  
**Room temperature** 0 ÷ 60°C  
**Fluid temperature** 25°C; 60°C; 90°C  
**Duty cycle** ED 100%; ED 60%(90°C)  
**Flow direction** Unidirectional  
**Nominal diameter** DN 11 mm  
**Control** Latching; NC; NO

#### PHYSICAL SPECIFICATIONS

**Valve body** PA 6,6 30% fiber glass  
**Diaphragm and gaskets** NBR (buna); Silicone (MVQ)  
**Core** Stainless Steel  
**Spring** Stainless Steel  
**Assembly** With screws for inspection

#### HYDRAULIC CONNECTIONS

**Inlet** 3/4" BSP Male thread  
**Outlet** 4 connections: BSP M, Ht, JG

#### ELECTRICAL CONNECTIONS

**Electric connect 1** Male Faston 6,3 x 0,8 mm  
**Electric connect 2** Unipolar cables max 5 m  
**Electric connect 3** Bipolar cables max 5 m

#### APPLICATIONS

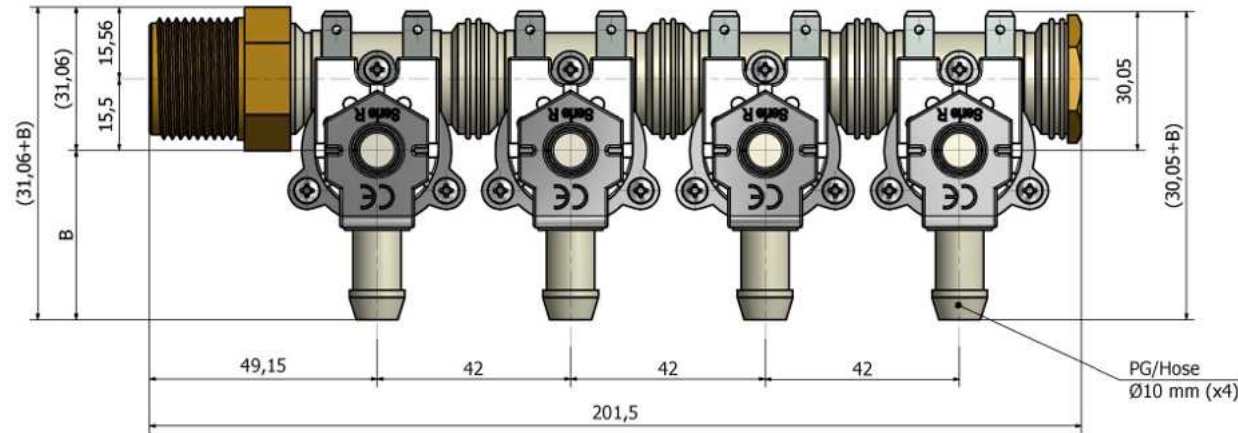
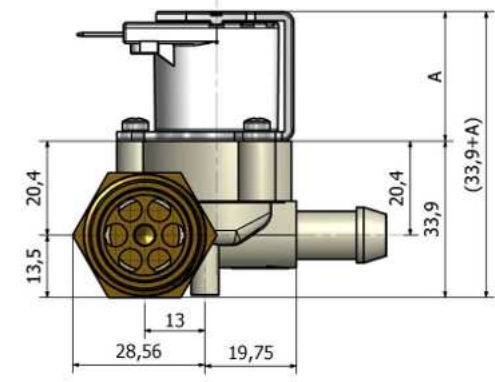
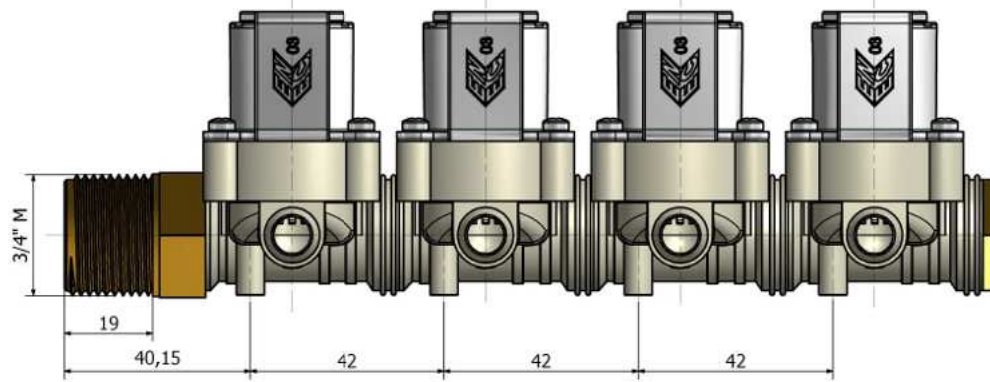
Wherever automatic water control is needed. Water filling in small boiler and in filtration plants, Refrigerators, Ice machines, Water dispensers, Industrial ovens, Taps, Hydromassage, Coffee makers, Irrigation, High pressure jet machine.

#### MARCHI E APPROVAZIONI / CERTIFICATION MARKS

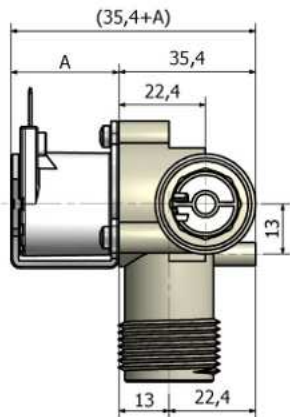


Revisione Rev 0

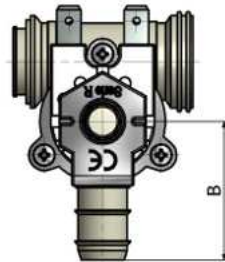
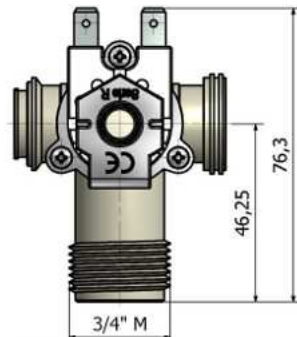
01/06/11



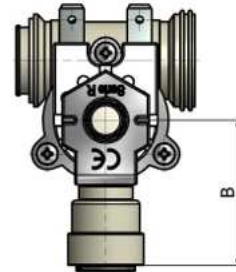
**Altri componenti**  
*Other components*



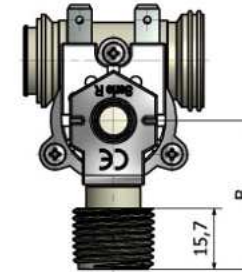
**Ingresso 3/4" M**  
*3/4" male inlet*



**Uscita PG Ø16 mm**  
*Ø16 mm hose tail outlet*



**Uscita John Guest Ø8 e Ø10 mm**  
*Ø8 and Ø10 mm John Guest outlet*



**Uscita 1/2" maschio**  
*1/2" male thread outlet*

**Dimension A (mm)**

Normalmente chiusa con fastoni <i>Normally closed with faston</i>	28
Normalmente chiusa con cavi <i>Normally closed with cable</i>	29,2
Normalmente aperta <i>Normally open</i>	47,2
Bistabile <i>Latching</i>	38,3

**Dimension B (mm)**

Portagomma Ø10mm <i>Ø10 mm hose tail</i>	36,7
Portagomma Ø16mm <i>Ø16 mm hose tail</i>	36,1
John Guest Ø8 e Ø10 mm <i>Ø8 and Ø10 mm John Guest</i>	37,7
Filetto 1/2" maschio <i>1/2" male thread</i>	38,6